



free download

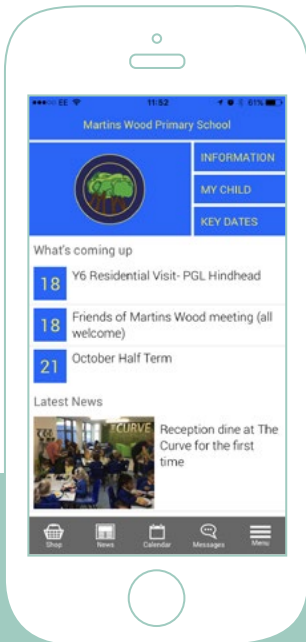


Keep up to date with what's happening at school with our new app

We are now using mySchoolApp to communicate with parents and carers. The benefits to you include:

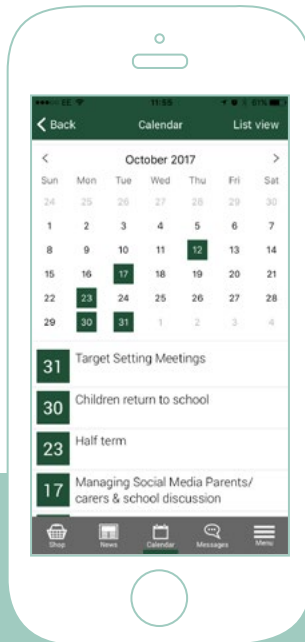
- Instant access to an up-to-date school calendar. You can add any event to your own calendar on the phone, with just one tap on the screen
- Keep up to date with what is happening at the school. Read bite-sized news items and swipe through the school image gallery
- Report your child's absence to the school on the app* – simple and instant
- Direct contact links to the school – one touch dialling/email
- The school can send you important messages and helpful reminders

* Available only if the school has enabled this feature



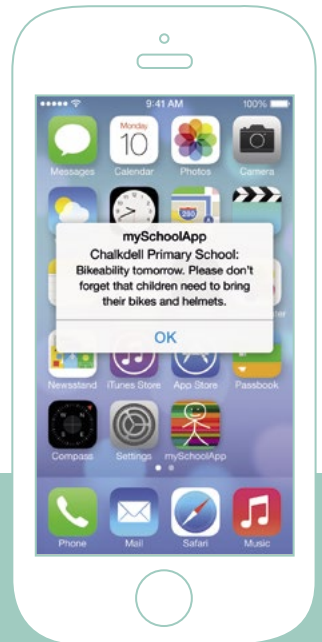
home

Upcoming events and the latest news, at a glance



calendar

See what's coming up and just tap to find out more



push notes

Alerts and reminders pop up on your home screen

So, let's get you started



1 Download

The first step is to get mySchoolApp on your phone or tablet. The easiest way, is to use your phone to search on the App Store (Apple) or Google Play (Android) for mySchoolApp. It's the one with the multicoloured stickboy app tile. Once you have mySchoolApp on your device there are just a few things you need to do, to ensure you get the most from the app.

2 Login into the school

On the initial screen, start to type the school name. When you have entered a few letters, the app will give you some suggestions. Tap on your school and you're logged in. You only have to do this once, mySchoolApp will remember your school automatically in future.

3 Registration

When you have selected your school you will be required to enter your details. This is a once only form and enables the app to identify you to the school. The school app administrator will be able to see your name, email and phone number. We also request **you create** a PIN, which is private. This will be used if you submit an absence notification via the app, ensuring only you can use this feature*.

App settings

From the app menu, select Settings.

In this area you can

- update your contact details
- add additional schools (which use mySchoolApp)
- subscribe to Notification Groups
- select the language you would prefer to read app content*

* Available only if the school has enabled this feature

Push Notifications

Push notifications enable the school to notify you of new messages or events without the need for you to open the app. It is recommended that you choose to accept push notifications from mySchoolApp, to ensure that you receive important communications, such as a school closure due to snow. If your school has created notification groups you will see these in Settings. Simply opt in, to receive notifications from the groups which are of interest to you. This function enables the school to send messages to specific year groups or sports teams for example.

We're sure you won't have any problems with the app set up, but if you do, please contact your school, or email support@myschoolapp.co.uk and let us know which school you are logged into.

Please recommend mySchoolApp to other parents. The more people that use the app, the easier it will be for the school to keep everyone up to speed.

mySchool **App**
it's in your hands

myschoolapp.co.uk/parents-page